

**List Showing the Names of Individuals and
Organisations Submitting Written Representations**

Serial No. 序號	Name of Individuals / Organizations 個別人士姓名 / 機構名稱
001	Mr. YIM Cho-lung (嚴祖龍先生)
002	Mr. CHAN Ping (陳平先生)
003	Mr. FAN Tak (范德先生)
004	Hong Kong Democratic Foundation (香港民主促進會)
005	Heung Yee Kuk New Territories (新界鄉議局)
006	Mr. Stanley Wang Hei LUI

敬啟者：

二千年立法會選舉地方選區分界之臨建議諮詢文件

建議書

甲、選舉分界建議內容：

本人拜讀選舉管理委員會（下稱：選管會）有關“二千年立法會選舉地方選區分界之臨時建議諮詢文件”（下稱：《諮詢文件》），有一個看法與眾分享。

《諮詢文件》提及第二屆立法會選區分界沿用第一屆立法會選區分界，即分為下列五個大選區：

- 一、香港島選區；
- 二、九龍東選區；
- 三、九龍西選區；
- 四、新界東選區；
- 五、新界西選區。

本人現在向選管會建議原把香港分為五個選區改分為**六個**選區，具體內容乙部說明。

乙、說明此建議：

本人現在說說如何分為六個選區，各選區的名稱姑且就下列如此說法：

《諮詢文件》的建議	甲部的建議	註釋
香港島選區 (人口：1,343,400)	香港島選區 (人口：1,343,400)	1)包括的地區與《諮詢文件》中的建議相同； 2)人口數字取自於《諮詢文件》中。
九龍東選區 (人口：1,029,000)	九龍東選區 (人口：1,029,000)	1)包括的地區與《諮詢文件》中的建議相同； 2)人口數字取自於《諮詢文件》中。

續：《諮詢文件》的建議	續：甲部的建議	續：註釋
九龍西選區 (人口：1,016,100)	九龍西選區 (人口：1,016,100)	1)包括的地區與《諮詢文件》中的建議相同。 2)人口數字取自於《諮詢文件》中。
新界東選區 (人口：1,543,500) 包括的地區如下： 西貢區(人口：317,800) 沙田區(人口：623,100) 大埔區(人口：322,800) 北區(人口：279,800)	新界東選區 (人口：1,263,700) 包括的地區如下： 西貢區(人口：317,800) 沙田區(人口：623,100) 大埔區(人口：322,800)	1)減去北區地區人口撥入新界西選區； 2)每個地區內的區域與《諮詢文件》中的建議相同； 3)人口數字取自於《諮詢文件》中。
/	新界南選區 (人口：869,600) 包括的地區如下： 荃灣區(人口：283,100) 葵青區(人口：498,300) 離島區(人口：88,200)	1)新界南選區內的地區部份是由新界西選區內的地區 2)每個地區內的區域與《諮詢文件》中的建議相同； 3)人口數字取自於《諮詢文件》中。
新界西選區 (人口：1,804,900) 包括的地區如下： 荃灣區(人口：283,100) 葵青區(人口：498,300) 離島區(人口：88,200) 元朗區(人口：432,500) 屯門區(人口：502,800)	新界西選區 (人口：1,215,100) 包括的地區如下： 北區(人口：279,800) 元朗區(人口：432,500) 屯門區(人口：502,800)	1)有三個地區撥入新界南； 2)有一個地區從新界東撥入來的； 3)每個地區內的區域與《諮詢文件》中的建議相同。 4)人口數字取自於《諮詢文件》中。

本人認為上述的建議而所選出來的候任議員會更具代表性及更有效地為市民服務。

丙、此建議的原因：

- 一、 新界地區大，人口多，故只分兩個選區是不足夠的。
- 二、 選區過大很容易使到候任議員未能完完全全地反映市民的意願，也使候任議員未能完完全全照及顧選區內不同的地方的需要，尤其是離島。這樣很容易顧此失彼的。
- 三、 從首屆的立法會選舉以來觀察新界區的立法會議員的工作表現時，就覺得只得兩區是嚴重不足的，他們五人未能互相配合地為我們服務，這正

是上點所說的顧此失彼啊!

- 四、 另外，九龍東及九龍西選區地方少，並集中故分兩個選區都不成問題；至於，香港島是個島嶼，它具完整的，不必要破壞它的完整，故只得一個選區也可以。
- 五、 加上，港島區人口比較新界集中，地方比新界細小，人口只不過有百三萬多些。
- 六、 港島區人口約有百三萬，有一個選區；九龍區人口約有二百萬，有二個選區；而新界區人口約有三百三十萬，按理應有三個選區才可以的。

丁、議席分配

以本人估計選管會會覺得按本人的建議而行，最要緊的問題是議席的分配問題，本人認為這不是很太的問題，本人已有兩個的議席分配的方案。但是次的諮詢不是要求市民就議席分配而發表意見，故本人不在此問題上作詳述的。若選管會願意向此問題聽取本人意見的話，可來信要求本人以書面在此問題詳加說明。

戊、總結：

本人總是認為新界劃多一個選區才能夠滿足新界居民的須要的。本人極盼望選管會認真地、慎重地、仔細地考慮本人就上述的各種的意見及意見背後的解釋是否合情合理。

最後，多謝選管會各委員閱覽此建議，若有未善處還請賜教。

此致
選舉管理委員會

香港市民



一九九九年九月八日

002

陳平議員辦事處 CHAN PING OFFICE 傳真信件

收件者：	選舉事務處	寄件者：	陳平議員辦事處
傳真電話：	2511 1682	日期：	September 12, 1999
主旨：	2000年立法會換屆選舉	總頁數：	1

急件
 請查閱
 請批示
 請回覆
 請傳閱

立法會選區劃分及議席分配 (大市區主義的寫照)

2000年立法會選界劃分不變的臨時建議,使選民不致因重新定界而有所混淆,有可取處。

然而,換屆的議席將增加四席,卻出現一個極不公平的分配建議!因為,選委會只著眼於將四個議席如何較合人口比例地安插在五個選區內,但卻忽略了市區與郊區的關係、未來發展與地域廣闊等因素。

且看首屆立法會議席:港九 4.3.3.合共 10 席,新界 5.5.合共 10 席,是一個合理分配。


而換屆的劃議:

港九 5. 4. 4. (增三席)	合共 13 席 (佔議席率 54.2%)
港九人口合共 3,388,500	(佔全港人口 50.3%)
新界 6. 5. (增一席)	合共 11 席 (佔議席率 45.8%)
人口合共 3,348,400	(佔全港人口 49.7%)

從上述的人口分佈及議席佔有率看,市區新界相距不到 1.2%的人口差異,卻要接受相距差異 18.2%的議席分配,殊不合理。

新界東、西,幅員遼闊,佔全港面積八成以上,同時,人口北移,已是香港發展的趨勢,新界人口不斷增長並必定超越市區。縱然有百個理由說明臨時建議的理據,但事實勝於雄辯,理應修正,莫待人指控選委會刻意作利益分配!

建議:本來可以作兩項具體建議,但只要按上述合理的原則作檢討,用議席或用選區界來平衡有關分配可謂“一字咁淺”


 陳平 謹上
 September 12, 1999



TEL:26500577 FAX:26500199

王能大 鑒：


見海報，選區劃分及議席(21)分
分配，這次比較公平得多了。本人
贊成，特此致函。

收誌

選舉順利進行

市民 范維上

21-9-99



004



22 September 1999

Electoral Affairs Commission
10th Floor
Harbour Centre
25 Harbour Road
Wan Chai
Hong Kong

Dear Sirs,


**Public Consultation on Geographical Constituency Boundaries
for Legislative Council Election in 2000**

The Hong Kong Democratic Foundation would like to convey its support to the Commission for its allocation of Legislative Council seats for the 2000 Election.

We are pleased to note that the allocation of the four additional seats has been achieved without the need to modify the existing constituency boundaries, which preserves consistency of constituency area, a factor we regard as being important. The allocation has also succeeded in keeping the population per seat in each constituency within plus/minus 10% of the per seat population quota. We regard this as being a very commendable achievement as it ensures a most satisfactory balance of representation in all five constituencies.

Yours sincerely,

pp G W H Cautherley
Vice Chairman



Correspondence Address: P.O. Box No. 35588, King's Road Post Office, North Point, Hong Kong.

通訊地址: 香港北角英皇道郵政局郵政信箱 35588 號

Tel.: 2869-6443 Fax: (852) 2869-6318 電話: 2869-6443 傳真: (852) 2869-6318

e-mail: hkdf@hkdf.org Web site: <http://www.hkdf.org>



新 界 鄉 議 局
HEUNG YEE KUK NEW TERRITORIES

005

九龍塘金徑翰道四十七號
47, CUMBERLAND ROAD, KOWLOON TONG,
KOWLOON, HONG KONG.

TEL : 2336 1151-2, 2338 8818, 2336 8659
FAX : 2338 3125

傳真及郵遞

檔案編號：三十／四／〇二〇九號
日期：一九九九年九月二十七日

敬啓者：

新界鄉議局對
2000年立法會換屆選舉地方選區分界建議之意見

選舉管理委員會（下稱選管會）於本年九月一日就香港特區第二屆立法會換屆選舉地方選區分界擬出臨時建議，本局經商議後，對選管會之地方選區分界建議大致贊成，但對各選區之暫定議席數目，本局有建議如下：

根據一九九八年立法會之選舉分界建議及估計人口數目，香港島之議席數目為四個，估計人口為一百三十六萬零七百人；新界西議席數目為五個，估計人口為一百五十七萬九千零三百人；新界東議席數目為五個，估計人口為一百五十一萬四千零五百人。其後，選管會接納本局意見，為免把元朗一分為二，把當時建議中原屬新界東選區之元朗（部分）重劃入新界西，而新界西選區估計人口增加至一百六十多萬，而新界東選區人口則減少至約一百四十一萬。

對比是次選管會就二〇〇〇年立法會選舉所作之分區議席數目及估計人口，港島區估計人口為一百三十四萬三千四百人，雖然人口減少，議席卻增加了一個，反觀新界東估計人口，由一九九八年的一百四十一萬，增加至二〇〇〇年的一百五十四萬三千多，議席





新 界 鄉 議 局
HEUNG YEE KUK NEW TERRITORIES

九龍塘金巴倫道四十七號
47, CUMBERLAND ROAD, KOWLOON TONG,
KOWLOON, HONG KONG.
TEL : 2336 1151-2, 2338 8818, 2336 8659
FAX : 2338 3125

數目卻沒有增加，實在不合理。加上相對於新界東，港島區面積較為細少，市民欲與立法會議員會晤較為方便，新界東幅員較為遼闊，來自不同地區的立法會議員難以兼顧別的地區需要；再者，新界東仍在不斷發展中，人口必將繼續增加，因此，本局認為，原擬在港島區增加之一個議席，應給予新界東，以平衡各地區社群的利益。

專此奉達，敬祈 察閱。

謹致
選舉管理委員會
胡國興主席

新界鄉議局主 席：劉皇發

副主席：林偉強

彭鏗然



Stanley Wang Hei Lui
1/F., 75 Pan Long Wan
Clearwater Bay, New Territories,
Hong Kong

Tel: 2719 3361 Mobile: 9053 9596 Fax: 2335 5533 email: punkstan@hotmail.com

30th September 1999

Electoral Affairs Commission
10th Floor, Harbour Centre,
25 Harbour Road,
Wai Chai, Hong Kong

BY FAX and BY POST
BY FAX NO. 2511 1682

Attn: The Chairman of the Commission

2000 Legislative Council Election

Dear Sir or Madam,

I am writing to express my concerns and utmost dissatisfaction over the lack of proportional representation that the New Territories East Constituency (the "Constituency") would be returning in the next Legco Election under the new voting scheme devised by the Electoral Affairs Commission (the "Commission").

As outlined in s4(h) in the Electoral Affairs Commission Ordinance (the "Ordinance"), one of the primary duties of the Commission is to "...take such steps or do such other things as it considers appropriate for the purpose of ensuring that elections and any process... are conducted openly, honestly and fairly." The Commission has been able to demonstrate effectively its obligation to uphold openness and honesty in respect of the 2000 Legislative Council Election; whether the Commission would administer next year's election with fairness remains, in my view, questionable.

The Commission is intending to allocate four seats, which would become available once the Election Committee would have to waive them in the up-coming Legco Election, to the respective geographical constituencies: Hong Kong Island, Kowloon East, Kowloon West and New Territories West. New Territories East, on the other hand, would remain the only constituency upon which no increase in proportional representation will be conferred.

Proportional representation, as defined by the Oxford Concise Dictionary of Politics, is "any scheme which seeks to ensure that each faction, group, or party in the *electing population* is represented in the elected assembly or committee in proportion to its size" (emphasis mine). Taking the Constituency's electorate size as well as other related elements into consideration, New Territories East deserves more legislative representation in the Legco as much as any of the four.

The Commission should take the following considerations into account when reviewing legislative representation of the Constituency in the 2000 Legco Election.

1. Population:

The Constituency is expected to be accommodating an estimated 1,543,500 people by March 2000. Compared to the figure of 1,411,000 in March 1998, the Constituency would have registered a 9.37% in population growth, while Hong Kong as whole would be expecting an over-all positive growth of 3.22%. The size of the electorate in the Constituency would most likely be expanded during the next Legco Election. Geographical constituencies like Hong Kong Island and Kowloon East, however, are forecasted to register negative growth (-1.27% and -2.88%, respectively). With respect to the latter facts, they are still granted the consideration to receive an extra seat each in the 2000 year.

2. Geo-physical attribute:

The Constituency encompasses many of the more massive, populous and rapidly growing districts: North, Tai Po, Sha Tin, Sai Kung and Tseung Kwan O. In terms of physical size, its total surface area ranks second, trailing behind the biggest constituency New Territories West by a small margin; and it is also the second most populous constituency right behind New Territories West. They are substantial factors to which sufficient consideration should be given.

3. The issue of population quota:


Population quota has been lowered from one legislative councilor per every 326,335 people in 1998 to a proposed one per 280,704 in 2000 — close to a 15% improvement in representation for each constituency. While the other four constituencies would benefit from such decrease, the Constituency would suffer: an elected legislative councilor from the Constituency would be representing 308,700 persons — close to a 20% difference from the best represented region Kowloon East (one per 254,025 people) which, ironically, might not be requiring more representation due to the expected 2.88% drop in estimated population in March 2000.

Indeed, it is realistically difficult for the Commission to divide the four seats (fairly) among the five constituencies, which are all equally qualified for more legislative representation. In my view, New Territories East deserves an increase just as much as the other four. Although we are only talking about one small seat in the Legislative Council, it would be a grave error committed by the Commission if such underlying implication were to be overlooked. That one seat could render whether the voices and opinions of the couple of hundred thousand people in the electorate not being expressed and/or represented, and hence, depriving the electorate of their fundamental constitutional rights to proportional legislative representation which is guaranteed by the Basic Law.

Unfortunately, the number of seats, which will be waived by the Election Committee in the next election, has been set officially to be four. Unless the Commission is willing to act *ultra vires*, and/or risk a judicial review for acting so, it is practically impossible to introduce a *fifth* waived seat from the Election Committee, so that all geographical constituencies could be accommodated. However, the Commission should have foreseen the apparent conflict that such method of distribution of seats could have produced. (Would it not have been a less controversial — if not more logical — approach to grant each constituency an uniform increase in seat for the 2000 Legco Election?) I sincerely hope that the Commission would be more successful in ensuring **fairness** in respect of distribution of legislative representation in geographical constituencies in the next election.

Thank you very much for your kind attention, I shall look forward to any feedback that the Commission would provide.

Yours truly,



Stanley W.H. Lui

**** statistics mentioned in this document has been supplied by the Constitutional Affairs Bureau ****

- c.c. The Honourable CHENG Kar-foo Andrew – New Territories East (Democratic Party)
 The Honourable HO Sau-lan Cyd – New Territories East (The Frontier)
 The Honourable LAU Kong-wah – New Territories East (DABHK)
 The Honourable LAU Wai-hing Emily – New Territories East (The Frontier)
 The Honourable WONG Wang-fat Andrew – New Territories East (non-affiliated)

LCCA Code	Name for Geographical Constituency Area	Number of Seats (1998)	Proposed number of seats (2000)	Estimated Population (March 1998)	Estimated Population (March 2000)	% of difference in Population	Number of Registered Voters (1998)	% Registered by GC
LC1	Hong Kong Island	4	5	1,360,700	1,343,400	-1.27%	596,244	44.38%
LC2	Kowloon West	3	4	1,026,000	1,029,000	0.29%	411,466	39.99%
LC3	Kowloon East	3	4	1,046,200	1,016,100	-2.88%	483,876	47.62%
LC4	New Territories West	5	6	1,682,800	1,804,900	7.26%	708,444	39.25%
LC5	New Territories East	5	5	1,411,000	1,543,500	9.39%	595,341	38.57%
	Total	20	24	6,526,700	6,736,900	3.22%	2,795,371	41.49%

Total Turnout (1998)	Total % Turnout (1998)	Population Quota (1998) – per GC	+/- of Population Quota for 1998	+/- % of Population Quota	Population Quota (2000) – per GC	+/- of Population Quota for 2000	+/- % of Population Quota
309,814	51.96%	340,175	13,840	4.24%	268,680	-12,024	-4.28%
206,682	50.23%	342,000	15,665	4.80%	257,250	-23,454	-8.36%
263,300	54.41%	348,733	22,398	6.86%	254,025	-26,679	-9.50%
377,215	53.25%	336,560	10,225	3.13%	300,817	20,113	7.17%
332,694	55.88%	282,200	-44,135	-13.52%	308,700	27,996	9.97%
1,489,705	53.29%		Population Quota (1998) – All	Proposed Population Quota (2000)	+/- % of Population Quota		
			326,335	280,704	-13.98%		